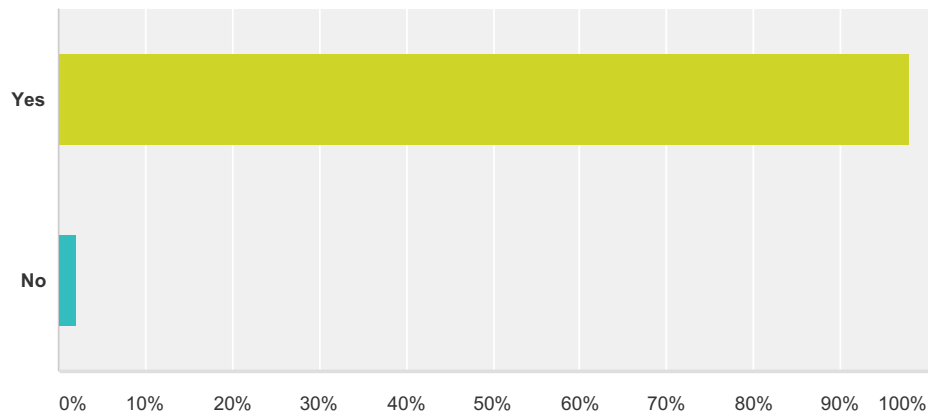


Q1 Are you aware there will be a Provincial Election on May 9, 2017?

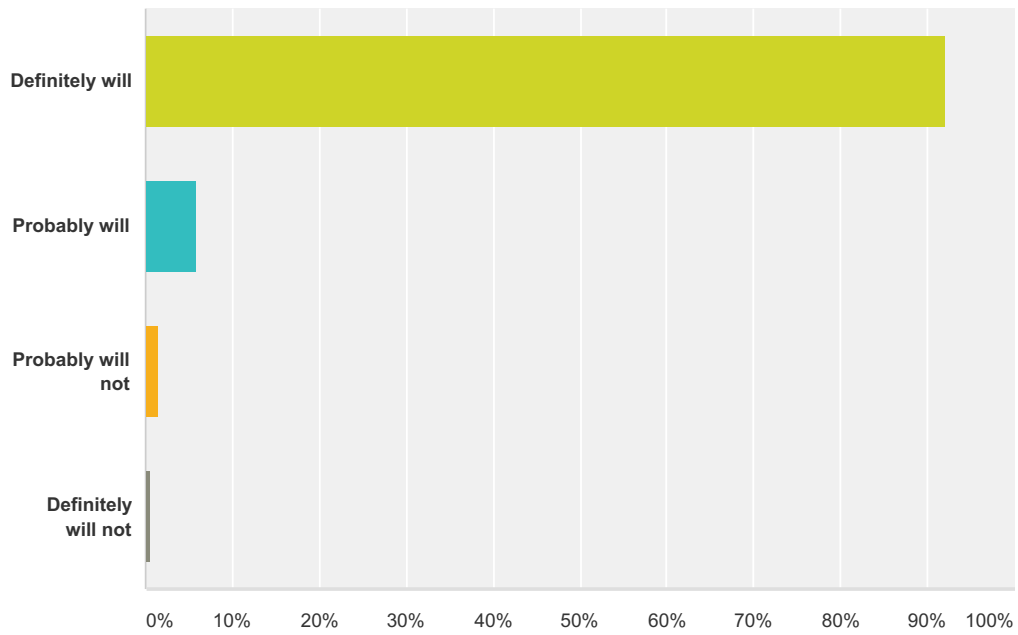
Answered: 137 Skipped: 2



Answer Choices	Responses
Yes	97.81% 134
No	2.19% 3
Total	137

Q2 How likely are you to vote in the 2017 Provincial Election?

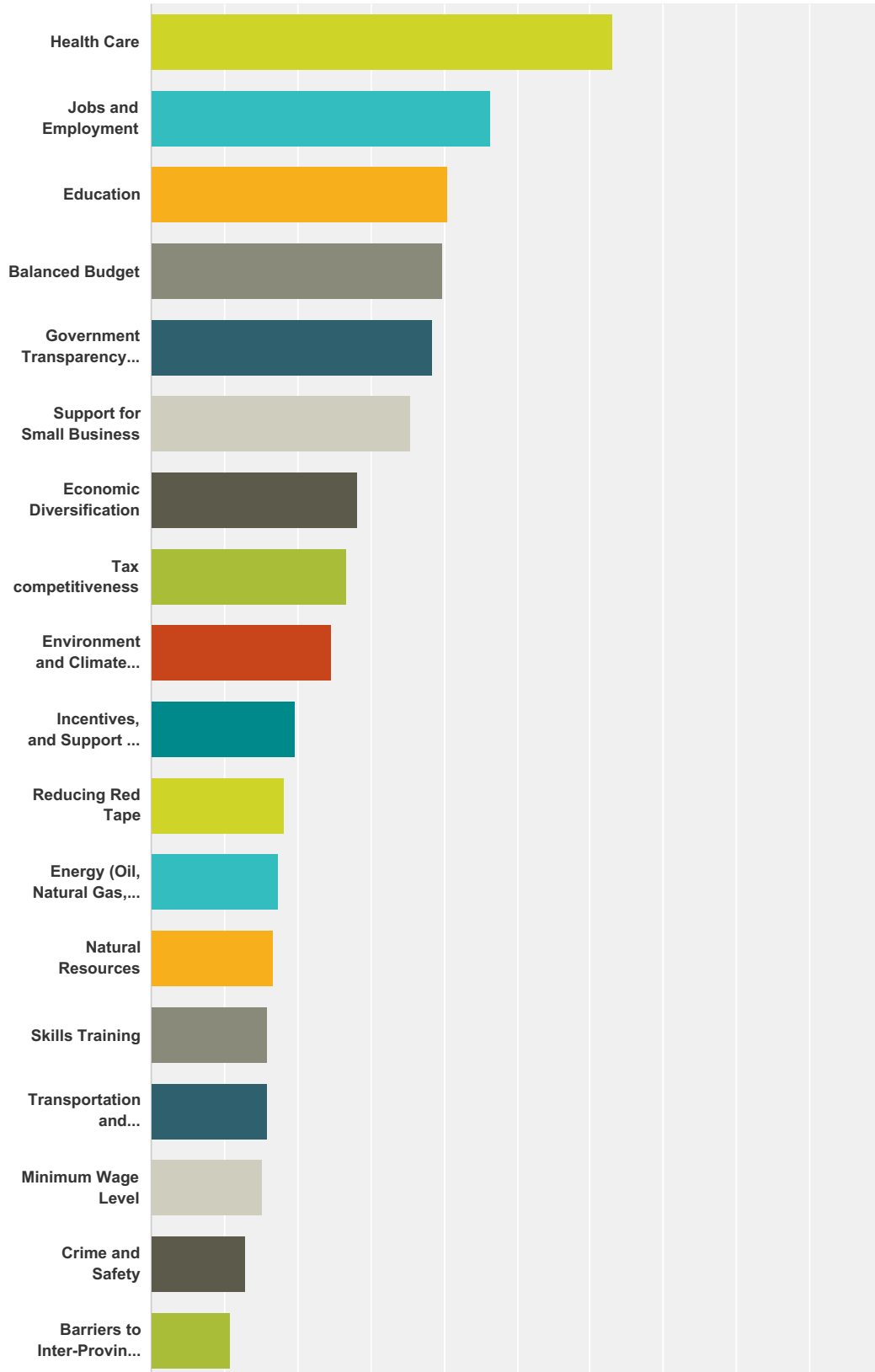
Answered: 139 Skipped: 0

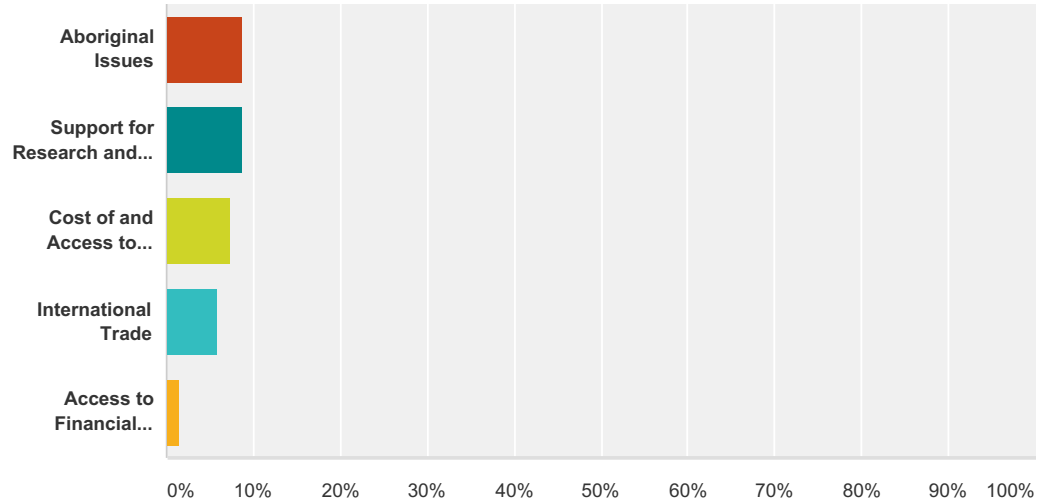


Answer Choices	Responses
Definitely will	92.09% 128
Probably will	5.76% 8
Probably will not	1.44% 2
Definitely will not	0.72% 1
Total	139

Q3 What are the most important issues for you and your business in the 2017 B.C. Election? (Choose up to 5)

Answered: 138 Skipped: 1



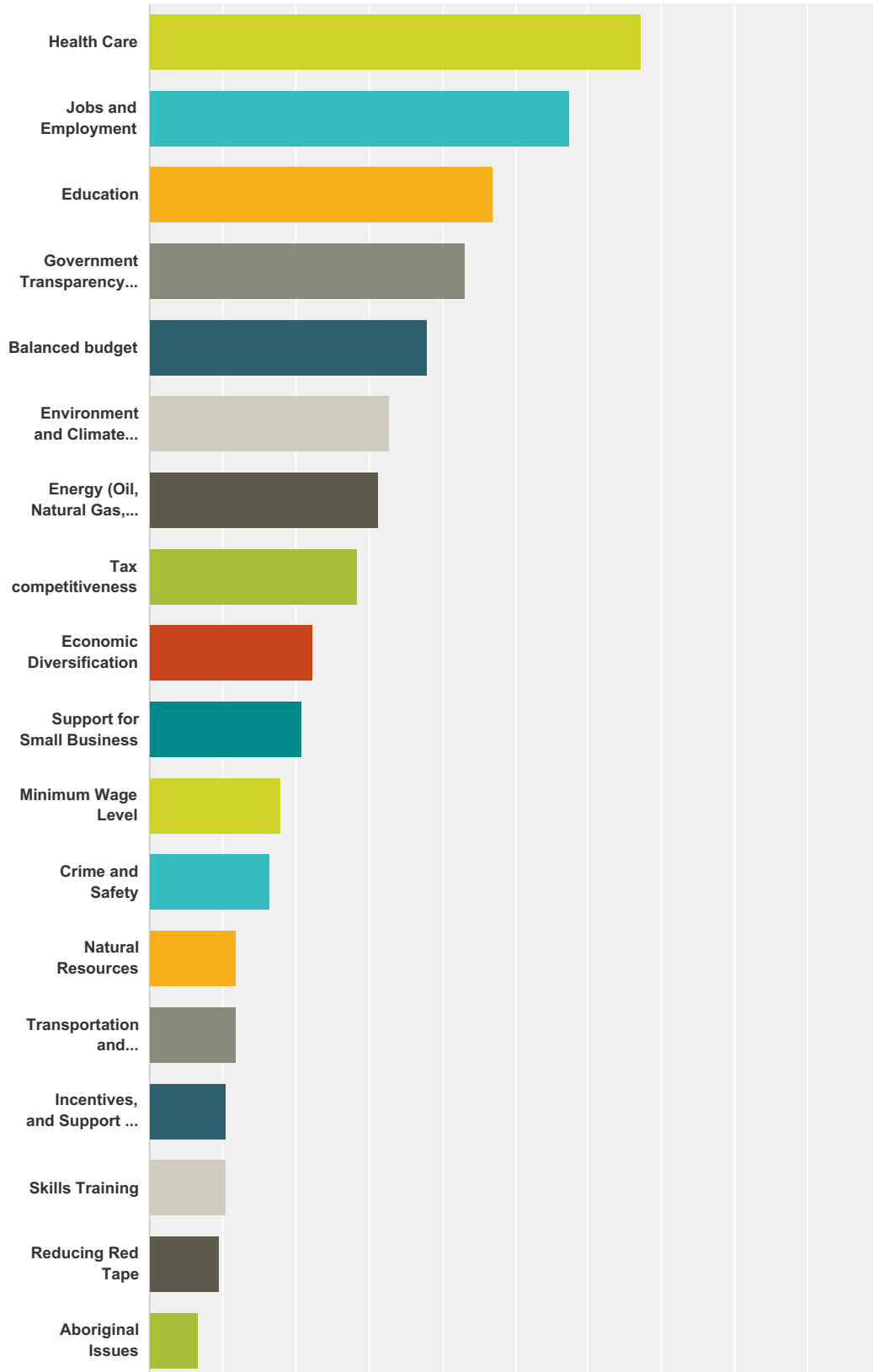


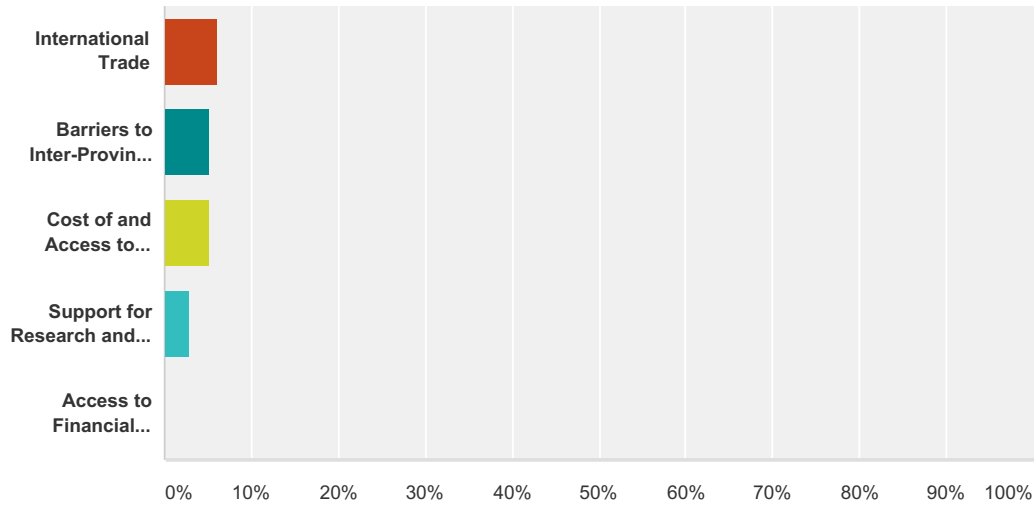
Answer Choices	Responses	
Health Care	63.04%	87
Jobs and Employment	46.38%	64
Education	40.58%	56
Balanced Budget	39.86%	55
Government Transparency and Accountability	38.41%	53
Support for Small Business	35.51%	49
Economic Diversification	28.26%	39
Tax competitiveness	26.81%	37
Environment and Climate Change	24.64%	34
Incentives, and Support for New Business Creation and Growth	19.57%	27
Reducing Red Tape	18.12%	25
Energy (Oil, Natural Gas, Pipelines, and Clean Energy)	17.39%	24
Natural Resources	16.67%	23
Skills Training	15.94%	22
Transportation and infrastructure	15.94%	22
Minimum Wage Level	15.22%	21
Crime and Safety	13.04%	18
Barriers to Inter-Provincial Trade	10.87%	15
Aboriginal Issues	8.70%	12
Support for Research and Development	8.70%	12
Cost of and Access to Labour / Human Capital	7.25%	10
International Trade	5.80%	8
Access to Financial Investment	1.45%	2

Total Respondents: 138

Q4 What do you believe are the most important issues on BC voters minds in the 2017 B.C. Election (Choose up to 5)

Answered: 134 Skipped: 5



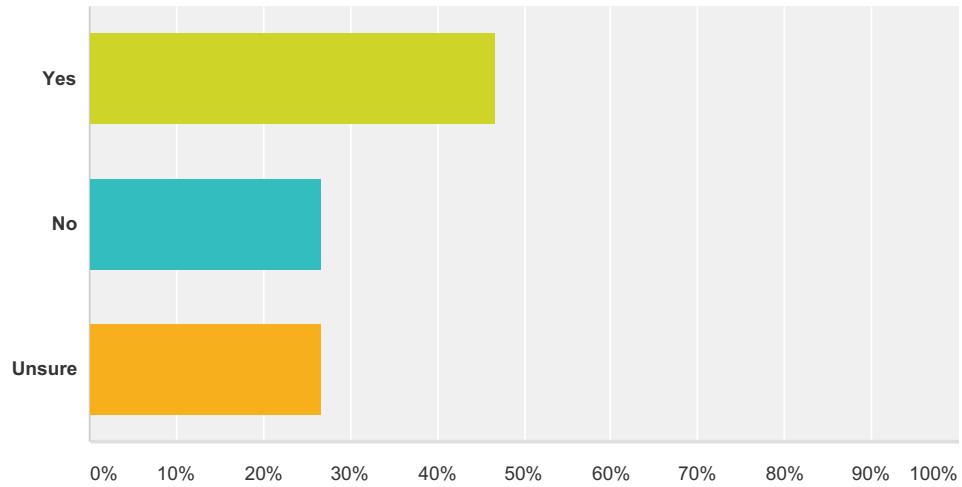


Answer Choices	Responses	Count
Health Care	67.16%	90
Jobs and Employment	57.46%	77
Education	47.01%	63
Government Transparency and Accountability	43.28%	58
Balanced budget	38.06%	51
Environment and Climate Change	32.84%	44
Energy (Oil, Natural Gas, Pipelines, and Clean Energy)	31.34%	42
Tax competitiveness	28.36%	38
Economic Diversification	22.39%	30
Support for Small Business	20.90%	28
Minimum Wage Level	17.91%	24
Crime and Safety	16.42%	22
Natural Resources	11.94%	16
Transportation and infrastructure	11.94%	16
Incentives, and Support for New Business Creation and Growth	10.45%	14
Skills Training	10.45%	14
Reducing Red Tape	9.70%	13
Aboriginal Issues	6.72%	9
International Trade	5.97%	8
Barriers to Inter-Provincial Trade	5.22%	7
Cost of and Access to Labour / Human capital	5.22%	7
Support for Research and Development	2.99%	4
Access to Financial Investment	0.00%	0

Total Respondents: 134

Q5 Does the provincial government need to do more to establish a clear and consistent framework for businesses when it comes to “duty to consult and accommodate” with aboriginal peoples?

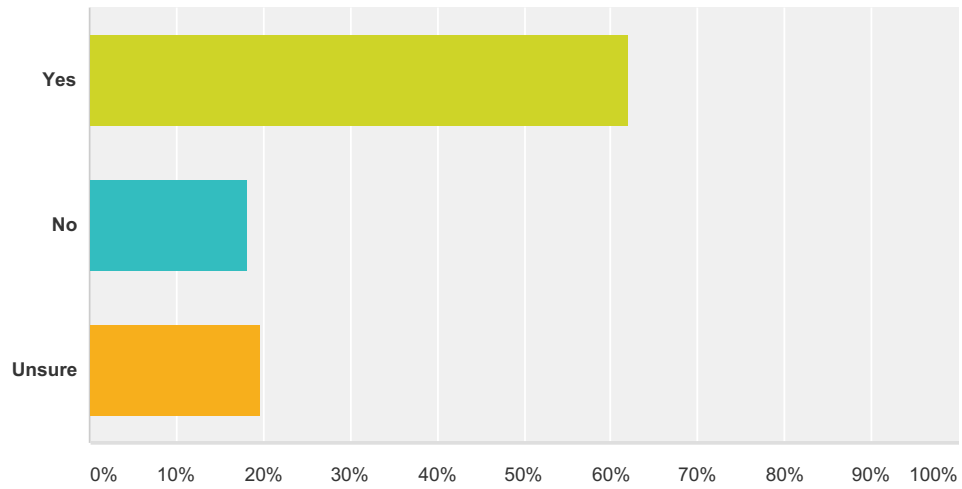
Answered: 135 Skipped: 4



Answer Choices	Responses
Yes	46.67% 63
No	26.67% 36
Unsure	26.67% 36
Total	135

Q6 Do you agree business can do more to develop an economic win-win with our aboriginal communities?

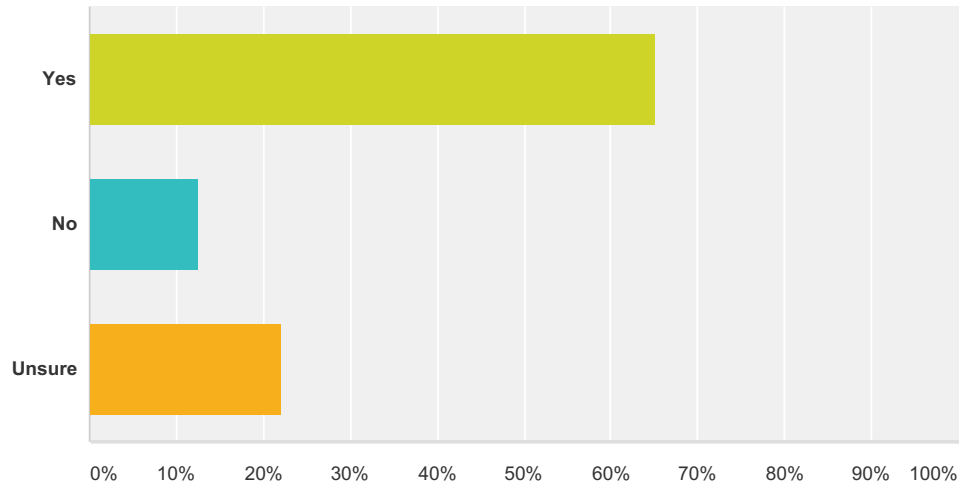
Answered: 137 Skipped: 2



Answer Choices	Responses
Yes	62.04% 85
No	18.25% 25
Unsure	19.71% 27
Total	137

Q7 Should the Provincial Government make negotiating and ratifying a softwood lumber agreement with the U.S. the top international trade priority?

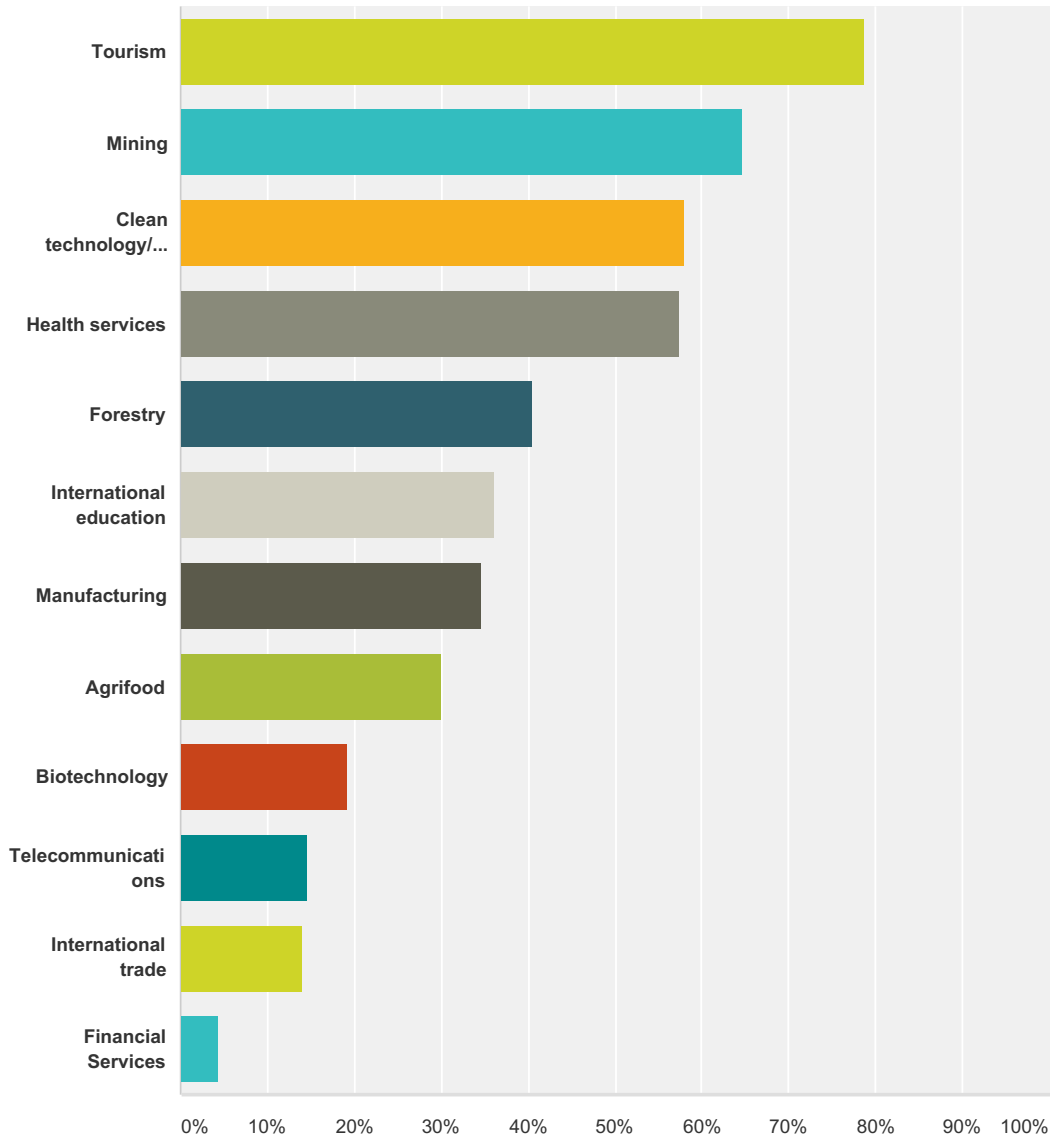
Answered: 135 Skipped: 4



Answer Choices	Responses	
Yes	65.19%	88
No	12.59%	17
Unsure	22.22%	30
Total		135

Q8 From the list below choose five sectors that you believe will generate opportunities for economic growth over the next ten years in the East Kootenays. (Choose Up to Five)

Answered: 136 Skipped: 3

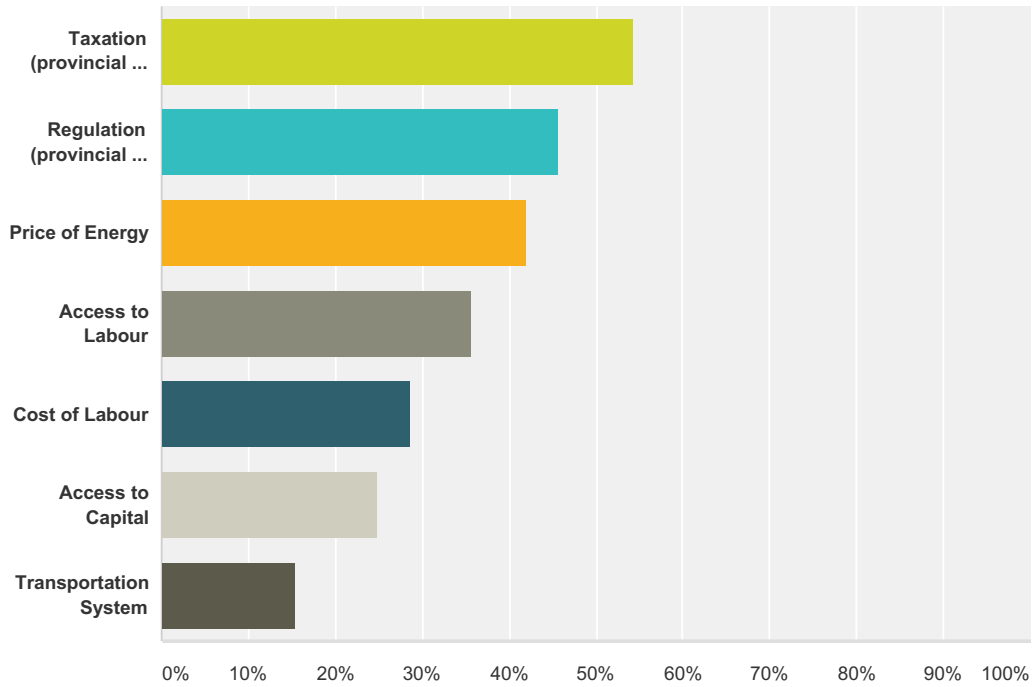


Answer Choices	Responses
Tourism	78.68% 107
Mining	64.71% 88
Clean technology/ Clean energy	58.09% 79
Health services	57.35% 78
Forestry	40.44% 55

International education	36.03%	49
Manufacturing	34.56%	47
Agrifood	30.15%	41
Biotechnology	19.12%	26
Telecommunications	14.71%	20
International trade	13.97%	19
Financial Services	4.41%	6
Total Respondents: 136		

Q9 The 2016 BC Chamber Perspective
Survey identified a number factors that are hurting B.C. businesses. Please indicate the factors that have the most impact to you and your business

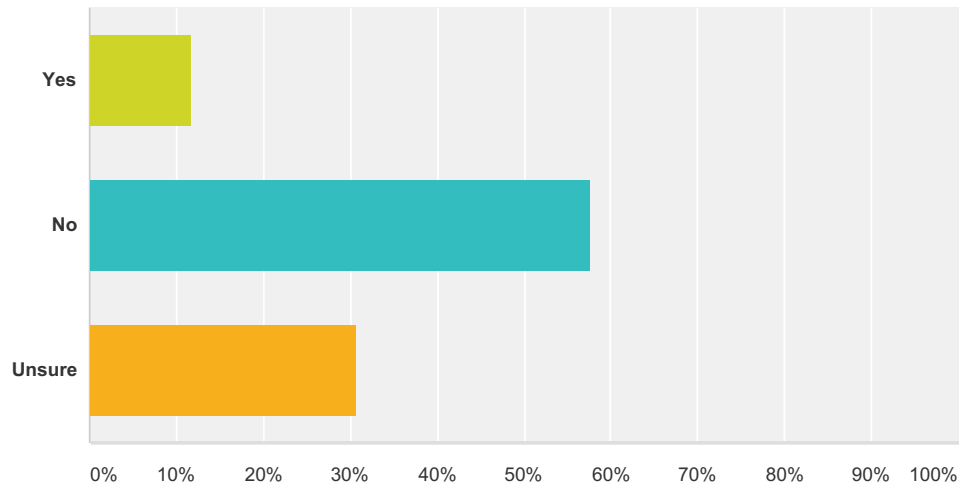
Answered: 129 Skipped: 10



Answer Choices	Responses
Taxation (provincial and local)	54.26% 70
Regulation (provincial and local)	45.74% 59
Price of Energy	41.86% 54
Access to Labour	35.66% 46
Cost of Labour	28.68% 37
Access to Capital	24.81% 32
Transportation System	15.50% 20
Total Respondents: 129	

Q10 Does the Provincial Government have a sufficient economic strategy for the East Kootenays?

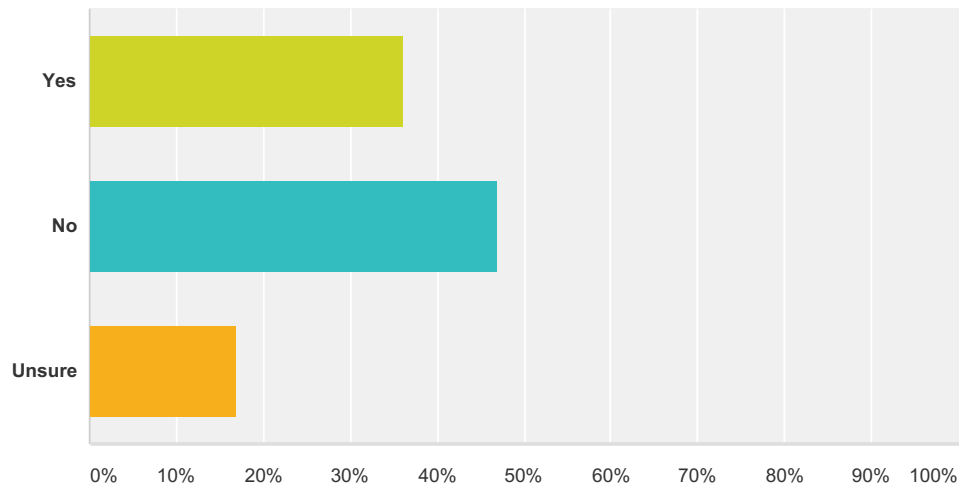
Answered: 137 Skipped: 2



Answer Choices	Responses
Yes	11.68% 16
No	57.66% 79
Unsure	30.66% 42
Total	137

Q11 Should the next Provincial Government implement a \$15 minimum wage?

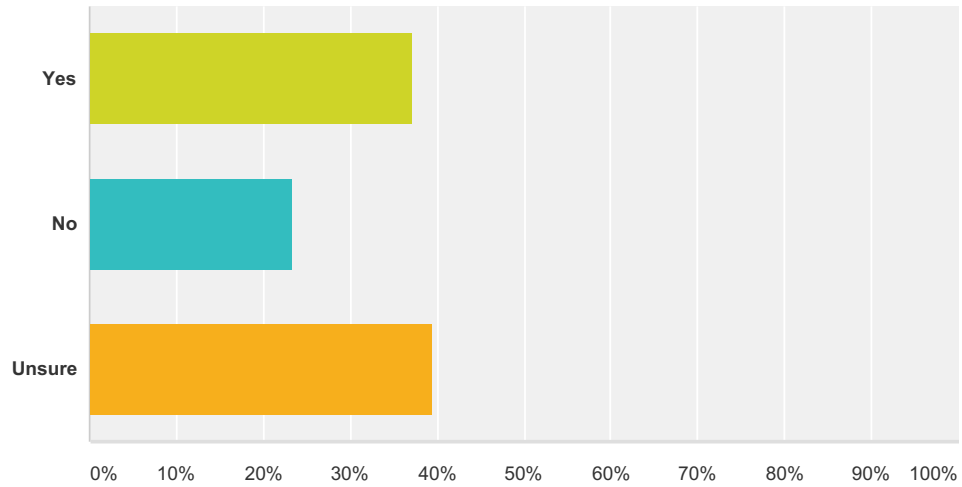
Answered: 136 Skipped: 3



Answer Choices	Responses
Yes	36.03% 49
No	47.06% 64
Unsure	16.91% 23
Total	136

Q12 Do you believe the next provincial government should replace the Provincial Sales Tax (PST) with a streamlined, simplified sale tax (e.g. made-in-B.C. value added tax)?

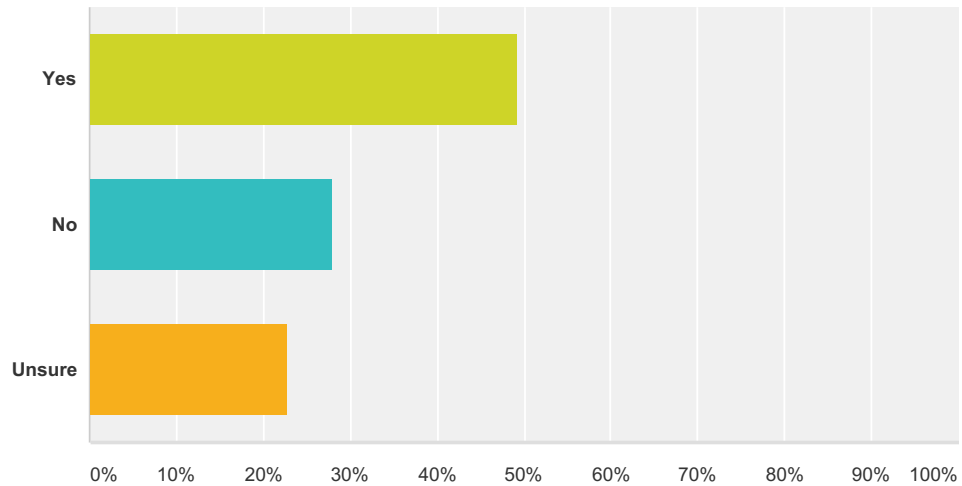
Answered: 137 Skipped: 2



Answer Choices	Responses
Yes	37.23% 51
No	23.36% 32
Unsure	39.42% 54
Total	137

Q13 Should the next Provincial Government work with local governments to cap the difference between business property tax rates and residential property tax rates? Currently in Cranbrook Class 6, business, pays 2.6 times the rate compared to Class 1 (residential)

Answered: 136 Skipped: 3



Answer Choices	Responses
Yes	49.26% 67
No	27.94% 38
Unsure	22.79% 31
Total	136